



NAWABEGH AL-RIYADH INTERNATIONAL SCHOOL

مدارس نوابع الرياض العالمية

2<sup>nd</sup> Semester (2022-2023)

# 2<sup>nd</sup> Final Revision Worksheet

( All Subjects)




Name: -----





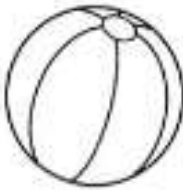



Pre-KG

English

Q1. Trace the letters Aa to Qq.



Q2. Circle the beginning sound of each picture.


	c m u		s h t
	n a r		f c d
	e d b		a b x
	m b i		r w y

**Q3. Match the capital letter with lower case letter.**

A  
B  
C  
D  
E  
F  
G  
H  
I  
J  
K  
L  
M

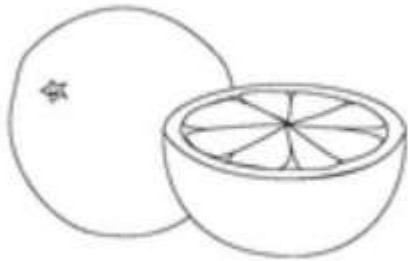
d  
m  
b  
i  
f  
a  
l  
j  
c  
g  
k  
e  
h

**Q4. Find letter (Nn) and Color it.**




N e j g  
V k N s n  
p a O q  
N e X H n  
b I N S  
n M Q n z

**Q5.Color the letters (Oo) For Orange, Pp For Parrot.**



**Q6.Color Qq for Quilt.**




is for  
quilt

## Math

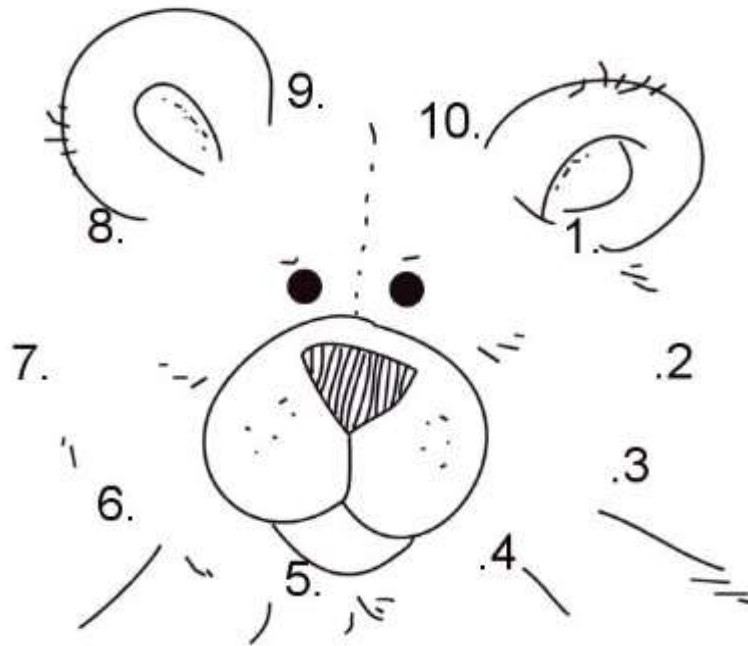
**Q1. Trace 1 to 15 in each row.**



**Q2. Count and match the numbers with the picture.**




**Q3.Join numbers to complete the picture.**



**Q4.Circle number 15.**

⑮                    15                    20  
                  19                    14  
                  18                    10                    15  
                  16                    12                    13  
                  15                    10                    17                    14                    11  
                  16                    5                    13                    15  
                  11                    20

**Q5. Color the stars.**

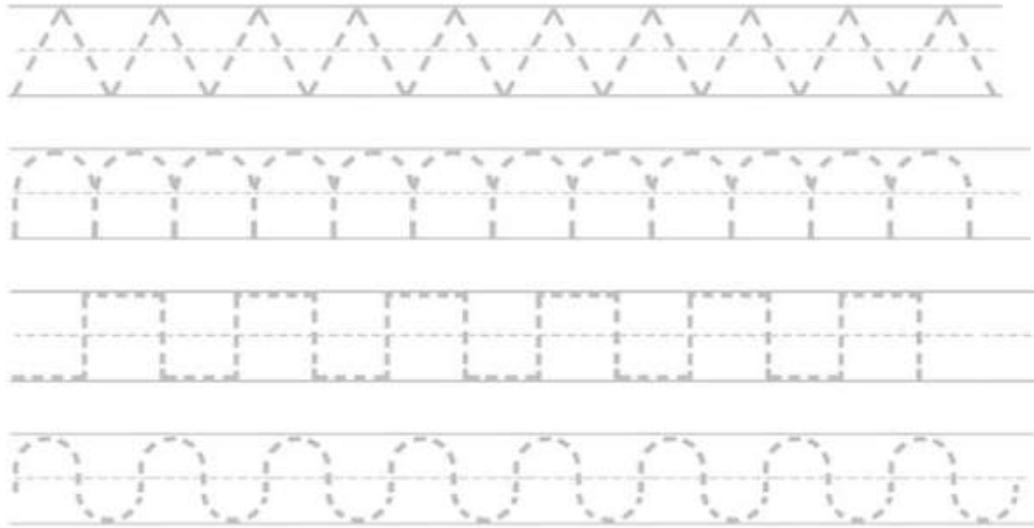


**Color the stars**


- 1 = red
- 2 = yellow
- 3 = green
- 4 = blue
- 5 = orange
- 6 = black
- 7 = grey
- 8 = purple
- 9 = pink
- 10 = white

## Pattern Skills

### Q1. Trace different strokes.




### Q2. Trace different Pattern.

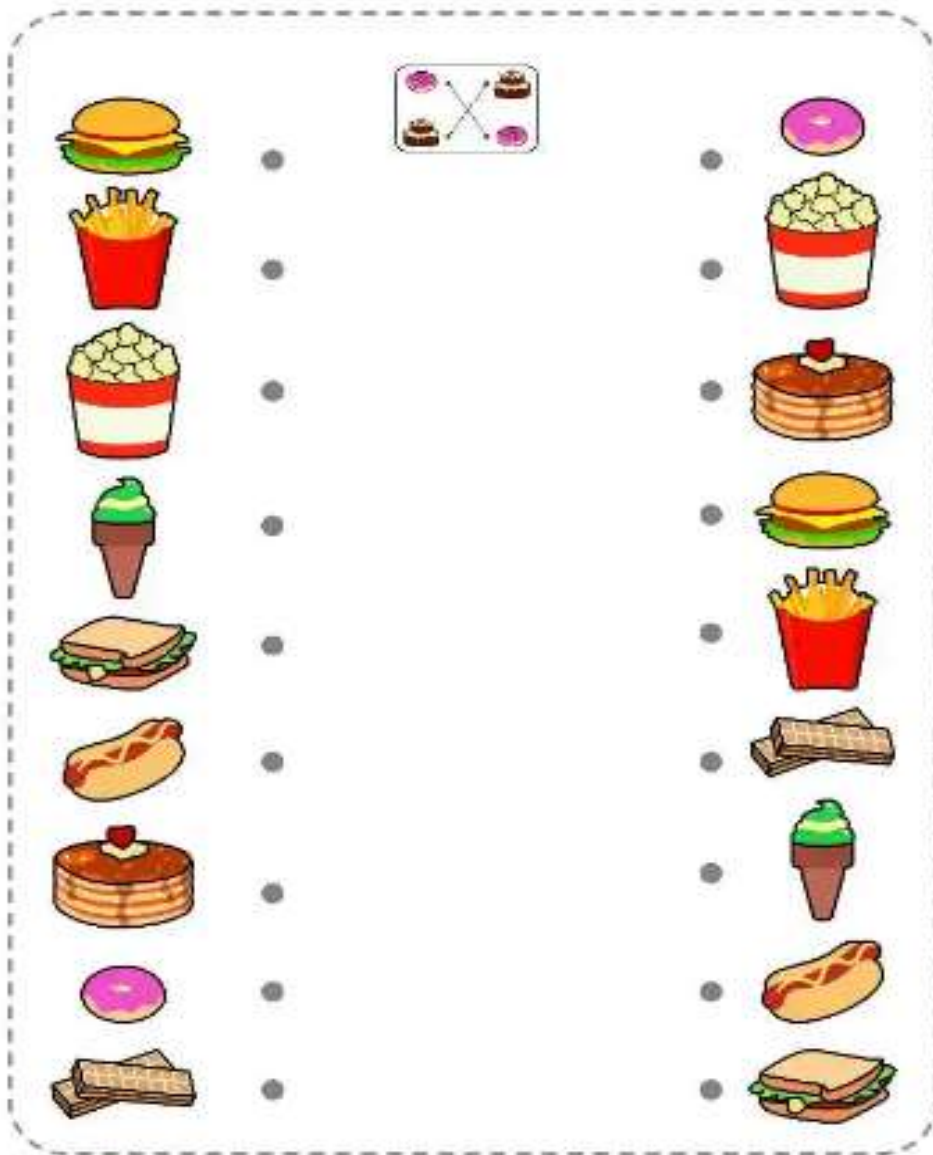




**Q3.Trace and color.**




**Q4.Join the pictures which are alike.**




The matching exercise consists of two vertical columns of food items, each with a dot to its right. In the center, a small box contains a donut and a pancake connected by two lines, indicating that these two items are the pair to be matched. The items in the left column are: a burger, a cup of fries, a cup of popcorn, an ice cream cone, a sandwich, a hot dog, a stack of pancakes, a donut, and a stack of crackers. The items in the right column are: a donut, a cup of popcorn, a stack of pancakes, a burger, a cup of fries, a stack of crackers, an ice cream cone, a hot dog, and a sandwich.

## Shapes & Colors

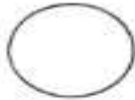















**Q1. Color only Traingle shape.**



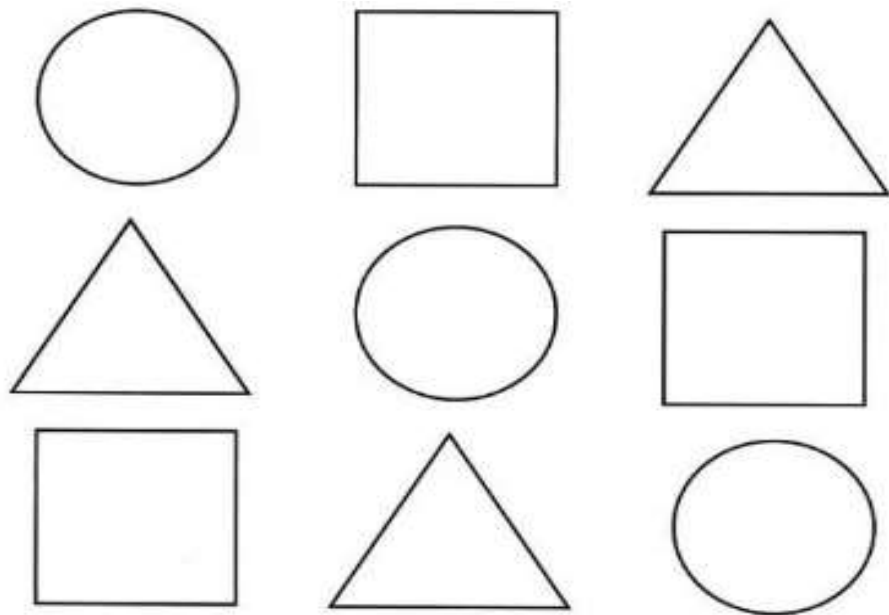
**Q2. Match the Shapes.**



**Q3. Color the shapes which matches with first shape.**

1. 			
2. 			
3. 			
4. 			

**Q4. Color the Square , Triangle and Circle.**



**Q5. Color the Shapes according to the given color.**

